

Site Information

Easting: 514063
Northing: 5292703
Describer: Chris Grose
Date: 15-Jun-2017

Runoff: No runoff
Permeability: Very slowly permeable
Drainage: Moderately well drained
Land Capability: 4
Observation Type: Undisturbed soil core

Depth to Watertable: No Data
Depth to Substrate: No Data
Surface Coarse Fragments: No surface coarse fragments

Land Form Information

Landform Element (20m radius)
Element Slope Class (m): Very gently sloped (1-3%)
Element Morph. Type (m): Crest
Element Type: Risecrest

Landform Pattern (300m radius)
Pattern Type: Plain
Pattern Slope Class: Very gently sloped (1-3%)
Pattern Relief Class: Extremely low (<9m)
Relief Modal Slope: Gently undulating plain

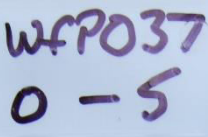
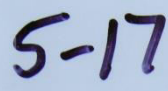



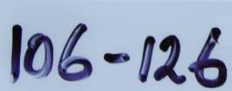
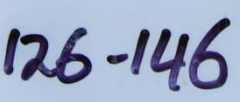
Inundation Frequency: No Data
Rainfall: No Data
Erosion: No Data

Aspect: No Data
Elevation: No Data

Soil Classification

Australian Soil Classification: Brown Dermosol
ASC Confidence: No analytical data and little or no knowledge of this soil.
Soil Name:

Morphological Description

| | Horizon | Depth | Description |
|--|---------|-------------|---|
|  | A1 | 0 - 17cm | Dark brown (10YR 3/3) moist, fine sandy clay loam; moderate structure; no mottles; non-repellent. Layer 0cm - 5cm EC (dS/m) 0.492; pH 5.54; Layer 5cm - 17cm EC (dS/m) 0.434; pH 5.66. |
|  | | | |
|  | B21 | 17 - 46cm | Dark yellowish brown (10YR 4/6) moist, fine sandy medium clay; strong structure; no mottles; non-repellent. Layer 17cm - 46cm EC (dS/m) 0.223; pH 6.24. |
|  | B22 | 46 - 75cm | Yellowish brown (10YR 5/6) moist, fine sandy medium clay; strong structure; no mottles; non-repellent. Layer 46cm - 75cm EC (dS/m) 0.704; pH 7.79. |
|  | 2B22k | 75 - 106cm | Dark greyish brown (10YR 4/2) moist, medium clay; strong structure; very few (<2%) mottles; common (10-20%), very coarse (20-60mm), calcareous soft segregations; non-repellent. Layer 75cm - 106cm EC (dS/m) 1.922; pH 8.17. |
|  | 2B3 | 106 - 146cm | Olive brown (2.5y 4/3) moist, medium clay; moderate structure; few (2-10%) mottles; few (<10% of ped faces or walls coated), faint stress cutans; few (2-10%), medium (2-6mm), calcareous soft segregations; non-repellent. Layer 106cm - 126cm EC (dS/m) 1.727; pH 8.29; Layer 126cm - 146cm EC (dS/m) 1.884; pH 8.29. |
|  | | | |