

**Site Information**

**Easting:** 543144  
**Northing:** 5346583  
**Describer:** Chris Grose  
**Date:** 01-Mar-2017

**Runoff:** Very slow  
**Permeability:** Very slowly permeable  
**Drainage:** Moderately well drained  
**Land Capability:** 4  
**Observation Type:** Undisturbed soil core

**Depth to Watertable (m):** No Data  
**Depth to Substrate (m):** 1.32  
**Surface Coarse Fragments:** No surface coarse fragments

**Land Form Information**

Landform Element (20m radius)

**Element Slope Class:** Gently inclined (3-10%)  
**Element Morph. Type:** Lower-slope  
**Element Type:** Hillslope

Landform Pattern (300m radius)

**Pattern Type:** Low hills  
**Pattern Slope Class:** Gently inclined (3-10%)  
**Pattern Relief Class:** Low (30-90m)  
**Relief Modal Slope:** Undulating low hills

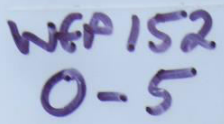

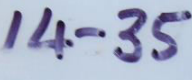
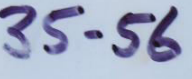


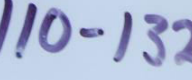
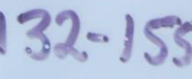
**Inundation Frequency:** No Data  
**Rainfall:** No Data  
**Erosion:** No Data

**Aspect:** No Data  
**Elevation:** No Data

**Soil Classification**

**Australian Soil Classification:** Red Chromosol  
**ASC Confidence:** No analytical data and little or no knowledge of this soil.  
**Soil Name:**

**Morphological Description**

	Horizon	Depth	Description
	A1	0 - 14cm	Dark brown (10YR 3/3) moist; brown (10YR 4/3) dry sandy loam; moderate structure; no mottles; water repellent. Layer 0-5cm EC (dS/m) 0.129; pH 5.41; Layer 5- 14cm EC (dS/m) 0.12; pH 5.57.
			
	2B21	14 - 56cm	Very dark brown (10YR 2/2) moist medium clay; strong structure; no mottles; few (<10% of ped faces or walls coated), faint slicken sides; very few (<2%), medium gravelly (6-20mm); non-repellent. Layer 14- 35cm EC (dS/m) 0.634; pH 7.35; Layer 35- 56cm EC (dS/m) 0.952; pH 8.13.
			
	2B22k	56 - 110cm	Dark yellowish brown (10YR 4/4) moist sandy light clay; strong structure; few (2-10%) mottles; few (<10% of ped faces or walls coated), faint stress cutans; few (2-10%), coarse (6-20mm), calcareous soft segregations; very few (<2%), medium gravelly (6-20mm); non-repellent. Layer 56- 83cm EC (dS/m) 1.719; pH 8.52; Layer 83- 110cm EC (dS/m) 0.205; pH 8.41.
			
	2BC	110 - 132cm	Light olive brown (2.5Y 5/3) moist light clay; few (2-10%) mottles; very few (<2%), medium (2-6mm), calcareous soft segregations; few (2-10%), medium gravelly (6-20mm); non-repellent. Layer 110- 132cm EC (dS/m) 0.306; pH 8.14.
	2CR	132 - 155cm	Light olive brown (2.5Y 5/4) moist light clay; common (10-20%) mottles; few (2-10%), medium gravelly (6-20mm); non-repellent. Layer 132- 155cm EC (dS/m) 0.282; pH 8.24.