

Site Information

Easting: 544743
Northing: 5346484
Describer: Chris Grose
Date: 21-Feb-2017

Runoff: Moderately rapid
Permeability: Slowly permeable
Drainage: Well drained
Land Capability: 5
Observation Type: Undisturbed soil core

Depth to Watertable (m): No Data
Depth to Substrate (m): 0.92
Surface Coarse Fragments: No surface coarse fragments

Land Form Information

Landform Element (20m radius)
Element Slope Class: Moderately inclined (10-32%)
Element Morph. Type: Lower-slope
Element Type: Hillslope

Landform Pattern (300m radius)
Pattern Type: Low hills
Pattern Slope Class: Moderately inclined (10-32%)
Pattern Relief Class: Low (30-90m)
Relief Modal Slope: Rolling low hills

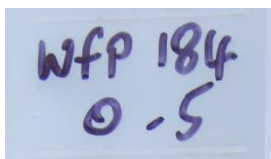
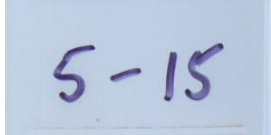
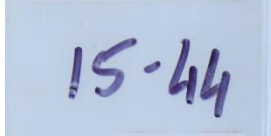

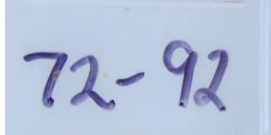
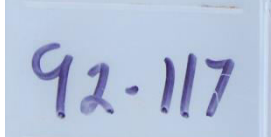

Inundation Frequency: No Data
Rainfall: No Data
Erosion: No Data

Aspect: No Data
Elevation: No Data

Soil Classification

Australian Soil Classification: Brown Dermosol
ASC Confidence: No analytical data and little or no knowledge of this soil.
Soil Name:

Morphological Description

| | Horizon | Depth | Description |
|--|---------|------------|--|
|  | A1 | 0 - 15cm | Dark brown (10YR 3/3) moist; brown (10YR 4/3) dry sandy clay loam; moderate structure; no mottles; few (2-10%), medium gravelly (6-20mm); non-repellent. Layer 0- 5cm EC (dS/m) 0.089; pH 5.02; Layer 5- 15cm EC (dS/m) 0.072; pH 5.12. |
|  | | | |
|  | B2 | 15 - 72cm | Dark brown (7.5YR 3/4) moist medium clay; strong structure; no mottles; common (10-50% of ped faces or walls coated), distinct stress cutans; very few (<2%), coarse (6-20mm), calcareous soft segregations; very few (<2%), fine gravelly (2-6mm); non-repellent. Layer 15- 44cm EC (dS/m) 0.307; pH 7.63; Layer 44- 72cm EC (dS/m) 1.756; pH 7.65. |
|  | | | |
|  | B3 | 72 - 92cm | Strong brown (7.5YR 4/6) moist sandy medium clay; strong structure; very few (<2%) mottles; few (2-10%), very coarse (20-60mm), calcareous soft segregations; non-repellent. Layer 72- 92cm EC (dS/m) 0.238; pH 7.56. |
|  | | | |
|  | C | 92 - 142cm | Dark yellowish brown (10YR 4/6) moist clay loam; few (2-10%) mottles; non-repellent. Layer 92- 117cm EC (dS/m) 1.709; pH 7.8; Layer 117- 142cm EC (dS/m) 0.664; pH 8.01. |