

Site Information

Easting: 513055
Northing: 5298470
Describer: Chris Grose
Date: 09-Jun-2017

Runoff: Very slow
Permeability: Very slowly permeable
Drainage: Imperfectly drained
Land Capability: 4
Observation Type: Undisturbed soil core

Depth to Watertable (m): No Data
Depth to Substrate (m): 1.1
Surface Coarse Fragments: No surface coarse fragments

Land Form Information

Landform Element (20m radius)

Element Slope Class: Very gently sloped (1-3%)
Element Morph. Type: Upper-slope
Element Type: Riseslope

Landform Pattern (300m radius)

Pattern Type: Plain
Pattern Slope Class: Very gently sloped (1-3%)
Pattern Relief Class: Extremely low (<9m)
Relief Modal Slope: Gently undulating plain



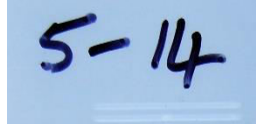

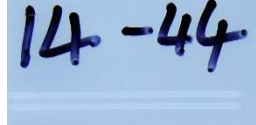

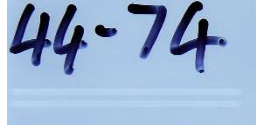

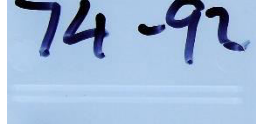

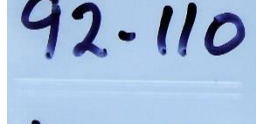



Inundation Frequency: No Data
Rainfall: No Data
Erosion: No Data

Aspect: No Data
Elevation: No Data

Soil Classification

Australian Soil Classification: Brown Chromosol
ASC Confidence: No analytical data and little or no knowledge of this soil.
Soil Name:

Morphological Description

Horizon Depth	Description
 	Ap 0 - 14cm Dark brown (10YR 3/3) moist loam; weak structure; no mottles; non-repellent. Layer 0- 5cm EC (dS/m) 0.28; pH 6.13; Layer 5- 14cm EC (dS/m) 0.266; pH 5.83.
 	
 	B2 14 - 74cm Dark yellowish brown (10YR 4/4) moist medium clay; moderate structure; few (2-10%) mottles; common (10-50% of ped faces or walls coated), faint stress cutans; non-repellent. Layer 14- 44cm EC (dS/m) 0.586; pH 7.02; Layer 44- 74cm EC (dS/m) 0.804; pH 8.16.
 	
 	B3 74 - 110cm Light olive brown (2.5Y 5/3) moist unknown code "mlc" from data load; moderate structure; few (2-10%) mottles; common (10-50% of ped faces or walls coated), distinct stress cutans; few (2-10%), medium (2-6mm), calcareous soft segregations; non-repellent. Layer 74- 92cm EC (dS/m) 1.377; pH 8.43; Layer 92- 110cm EC (dS/m) 1.648; pH 8.34.
 	
 	C 110 - 150cm Light grey (10YR 7/2) moist medium clay; massive structure; few (2-10%) mottles; non-repellent. Layer 110- 130cm EC (dS/m) 1.786; pH 8.36; Layer 130- 150cm EC (dS/m) 1.917; pH 8.35.
